

Guesswork compromises safety. SonoSite's MicroMaxx® ultrasound systems take the guesswork out of line placements, cannulation, regional anesthesia and cardiac assessment, contributing toward the safety of your patients.

Portable. Space is a rare commodity in medical/surgical environments. Weighing under 8 pounds, the MicroMaxx system delivers substantial imaging capabilities without occupying precious real estate.

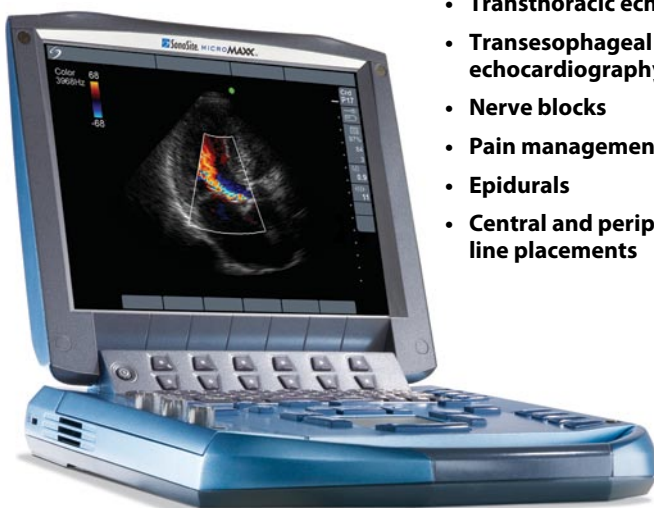
Flexible. SonoSite offers a full cardiac software package and an array of quick-change transducers to cover all your anesthesia needs. And the MicroMaxx system's upgradeable platform keeps your department ready for expansion, even to wireless.

Easy to Use. The performance of the MicroMaxx unit and its intuitive user interface save you valuable time. You can easily visualize the anatomy and needle placement, increasing patient safety and efficiency.

Durable. SonoSite products are the most durable ultrasound products on the market today. Our system design, rugged drop-tests, and sanitizable keyboard provide you with peace of mind that this system can survive the OR, the clinic, or the commute in between.

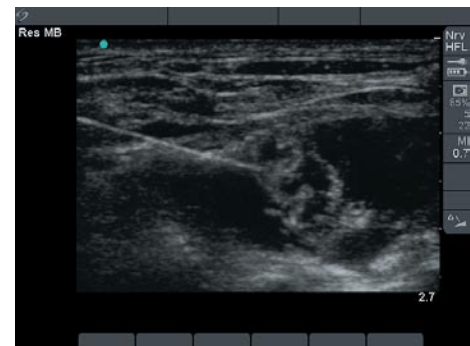
Reliable. SonoSite is the first and only ultrasound manufacturer to offer a standard 5-year warranty on an ultrasound system. In addition, our loaner program means that in the unlikely event that your system needs repair, you generally will have a loaner within 24 hours. That is a real uptime guarantee.

Anesthesiology Procedures:

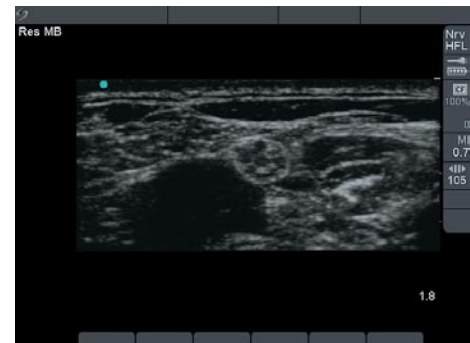


- **Transthoracic echocardiography**
- **Transesophageal echocardiography**
- **Nerve blocks**
- **Pain management**
- **Epidurals**
- **Central and peripheral line placements**

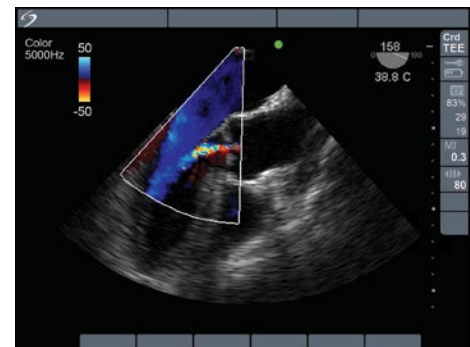
High-Quality Imaging



Supraclavicular block, captured using the MicroMaxx ultrasound system, SonoMB™ compound imaging and the HFL38/13-6 MHz transducer



Brachial plexus, captured using the MicroMaxx ultrasound system, SonoMB compound imaging and the HFL38/13-6 MHz transducer



Aortic insufficiency, captured using the MicroMaxx ultrasound system using the TEE/8-3 MHz transducer

MicroMaxx Ultrasound System Transducers for Anesthesiology


L38e/10-5 MHz

38-mm broadband linear array

HFL38/13-6 MHz

38-mm broadband linear array

P10/8-4 MHz

10-mm broadband phased array

P17/5-1 MHz

17-mm broadband phased array

L25e/13-6 MHz

25-mm broadband linear array

C11e/8-5 MHz

11-mm broadband curved array

TEE/8-3 MHz

Multiplane transesophageal 180-degree rotation of the imaging plane

System Specifications

Weight	7.7 lbs
Dimensions	11.8 L x 10.8" W x 3.1" H (30.2 cm L x 27.7 cm W x 8.0 cm H)
Display	10.4" (26.4 cm) diagonal LCD (NTSC or PAL)
Architecture	All-digital broadband
Imaging Modes	Broadband, multifrequency imaging 2D/M-mode Tissue Harmonic Imaging Color Doppler/Color Power Doppler PW and CW Doppler SonoMB™ compound imaging capability SonoRES™ image enhancement capability
Calculation Package	Complete cardiac calculations package and patient report including: ventricular, aortic and atrial measurements; ejection fraction, volume measurements, Simpson's rule, continuity equation, pressure half-time and cardiac output

Information Management	Up to 4GB storage for images and 2 to 6 second clips SonoROAM™ True Mobility wireless data transfer DICOM® 3.0 compliant HIPAA compliant
Other	Measurement tools including: distance, ellipse manual trace and velocity Scanning formats: linear, phased, curved array and multiplane TEE User-selectable text and pictograms Application-specific customizable text
Power Supply	System operates via battery or AC power Rechargeable lithium-ion battery AC: universal power adapter, 100-240 VAC, 50/60 Hz input, 15 VDC output



In an independently conducted, random survey of our customers, 97% were highly satisfied overall with their SonoSite system and would recommend it to their colleagues. That's customer satisfaction which speaks well for itself.

To learn more about our products, convenient training programs, 24-hour replacement loaner policy and financing options, contact us at 877-657-8050 or visit www.sonosite.com.

Medical Citations and References

Gray et al, *Ultrasound-guided regional anesthesia, Anesthesiology* 2006; 104: 368-73.

Chan et al, *Ultrasound examination and localization of the sciatic nerve, Anesthesiology* 2006; 104:309-14.

Awad et al, *Ultrasound imaging of peripheral nerves: a need for a new trend, Regional Anesthesia and Pain Medicine* 2005 Jul-Aug; 30(4):321-3.

Greher et al, *Ultrasonographic assessment of topographic anatomy in volunteers suggest a modification of the infraclavicular vertical brachial plexus block, British Journal of Anesthesia* 88 (5): 632-6 (2002).



The World Leader in Hand-Carried Ultrasound

www.sonosite.com/anesthesiology

WORLDWIDE HEADQUARTERS

SonoSite, Inc., 21919 30th Drive SE, Bothell, WA 98021-3904, USA
Telephone: (425) 951-1200 Toll Free: (877) 657-8050 Fax: (425) 951-1201
E-mail: admin@sonosite.com

INTERNATIONAL HEADQUARTERS

SonoSite Ltd., Alexander House, 40A Wilbury Way, Hitchin, Herts SG4 0AP, United Kingdom
Tel: +44 (0)1462 444800
Fax: +44 (0)1462 444801
E-mail: europe@sonosite.com

SonoSite Worldwide Offices

SonoSite Australasia Pty Ltd - Australia	1-300-663-516
- New Zealand	0-800-888-204
SonoSite KK - Japan	81-3-5304-5337
SonoSite SARL - France	33-1-69-18-96-30
SonoSite GmbH - Germany	49-91-31-97-79-29-0
SonoSite Ibérica, SL - Spain	34-91-640-49-11
SonoSite Ltd. - China - Shanghai	86-21-5239-6693
SonoSite Canada Inc. - Canada	1-888-554-5502
SonoSite - India	91-124-4028888